

Activity Book

# English

# 1

st  
grade

Brendan Dunne - Robin Newton

PUPPY



Teddy Bear



Orange



Giraffe

Train



Edición especial para el Ministerio de Educación.  
Prohibida su comercialización.



**Richmond**



# English

1<sup>st</sup>  
grade



Activity book

## **Brendan Dunne**

B. Mus. University of Wales  
PGCE, Roehampton Institute

M.A. in Teaching English to Young Learners, University of York

## **Robin Newton**

B. Sc. in Social Policy, University of Bristol

Familia tipográfica: Helvetica Neue LT / Playtime WHT / Print

**English 1<sup>st</sup> Grade** has been adapted from the course *Beep* by Richmond under the direction of

## **RODOLFO HIDALGO CAPRILE**

### **Editorial team:**

**Deputy director:** Cristian Gúmera Valenzuela

**Senior editor:** Marcelo Cárdenas Sepúlveda

**Editor:** Manoli Camacho Ángeles

**Editorial assistant:** María Constanza Casacuberta

**Authors: Brendan Dunne**

B. Mus. University of Wales  
PGCE, Roehampton Institute  
M.A. in Teaching English to Young Learners,  
University of York

**Robin Newton**

B. Sc. in Social Policy, University of Bristol  
PGCE, Roehampton Institute  
M.A. in Teaching English to Young Learners,  
University of York

**Collaborators:** Mariana Muñoz Zolotoochin

Javiera Palma Dabed  
María Angélica Stuvan  
Andrés Herrera  
Victoria Jackson

**Head of Design department:** Verónica Román Soto

**Design and layout:** Sergio Pérez Jara

**Production:** Rosana Padilla Cencever

**Documentation:** Cristian Bustos Chavarría

**Music and recordings:** Riera Sound, Suena Estudio

**Song lyrics:** Brendan Dunne and Robin Newton

**Illustrators:** Alins Illustration: Sonia Alins;  
Gloria Celma, Marina Gómez Mut,  
Juan Diego Molina Jiménez

**Beehive illustration:** Moreno Chiacchiera, Jim Peacock

**Photos:** © Manufacturas Artesanía Española S. L.,  
Shutterstock, Getty Images

Quedan rigurosamente prohibidas, sin la autorización escrita de los titulares del derecho de autor, bajo las sanciones establecidas en las leyes, la reproducción total o parcial de esta obra por cualquier medio o procedimiento, comprendidos la reprografía y el tratamiento informático, y la distribución en ejemplares de ella mediante alquiler o préstamo público.

La editorial ha hecho todo lo posible por conseguir los permisos correspondientes para las obras con derecho de autor que aparecen en el presente texto. Cualquier error u omisión será rectificado en futuras impresiones a medida que la información esté disponible.

© 2019, by Santillana del Pacífico S. A. de Ediciones.

Avda. Andrés Bello 2299, piso 10, Providencia, Santiago (Chile).

PRINTED IN CHILE. Impreso en Chile por RR Donnelley Chile.

ISBN: 978-956-15-3469-8 – Inscripción n° 310.685

Se terminó de imprimir esta 1ª edición de 202.823 ejemplares, en el mes de diciembre del año 2019.

www.santillana.cl

infochile@santillana.com

Santillana® es una marca registrada de Grupo Santillana de Ediciones, S. L. Todos los derechos reservados.



This book belongs to:

Name: \_\_\_\_\_

Grade: \_\_\_\_\_

School: \_\_\_\_\_



# Contents

Hello!

Page 5

Unit 1  
At school

Page 8

Unit 2  
My body

Page 14

Unit 3  
My family

Page 20

Unit 4  
Perfect  
pets

Page 26

Unit 5  
My favourite  
food

Page 32

Unit 6  
My toys

Page 38

Unit 7  
In the  
house

Page 44

Unit 8  
On holiday


Page 50

Festivals Page 56

Cutouts Page 61

# Hello!

## 1 Trace and match.



## 2 Ask and answer.



**3** Read and colour.

1 red

2 blue

3 yellow

4 green

5 purple

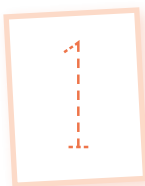
6 orange

7 pink





**4** Trace the number.



one



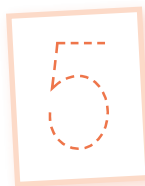
two



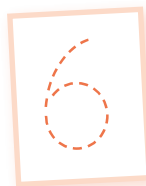
three



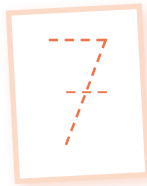
four



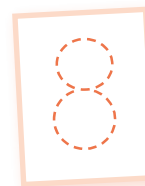
five




six



seven



eight



nine



ten

**5** Count and write.



## 1 Trace and match.




pencil




school bag



pen



ruler




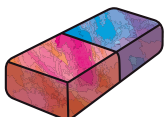


rubber

pencil case

sharpener

book



**2** Look and write.

sharpener pencil ruler

What's this?



It's a  
\_\_\_\_\_.  
pencil.

What's this?



It's a  
\_\_\_\_\_  
\_\_\_\_\_.

What's this?

It's a  
\_\_\_\_\_  
\_\_\_\_\_.



3 Listen and match. 

Jim



Jenny



Lucy

4 Listen and sing. 

Let's be friends.  
Let's share our things.  
Clap your hands and  
sing, sing, sing.



5 Trace and match.

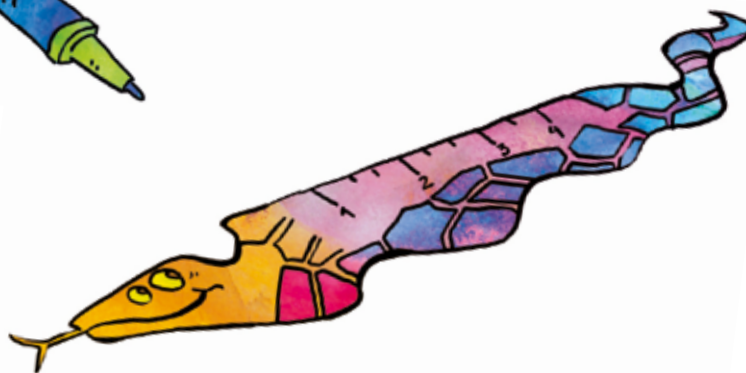


1 It's a pencil case.


2 It's a sharpener.

3 It's a pen.

4 It's a school bag.

5 It's a ruler.



**6** Listen and colour. 

r f d

1



g b k

2




p r b

3



s p g










## 7 Look and play.

What's on my  ?



### Think back!

Colour the face that shows your learning of the unit.

I can...	
• Name school objects.	  
• Sing songs and chants.	  
• Role-play a story.	  

# Unit 2 My body

## 1 Look and write.



hand




toes



knee



feet



leg



hair



arm



head



**2** Trace and number.



hair

arm

hand

feet

leg

toes

knee

head

**3 Match and do.** **1** stamp your feet**2** turn around**3** wave your arms**4** nod your head**5** shake your hands**6** touch your toes**7** clap your hands

**4** Trace and match.

mouth

eye


ear

hair

nose




**5** Draw and colour.



**6 Read and colour.**

My eyes are black.  
My hair is red.



My eyes are blue.  
My hair is black.


**7 Complete about yourself.**

My eyes are \_\_\_\_\_.

My hair is \_\_\_\_\_.

**8 Draw yourself.**













This is me!

9 Spin, point, and say. 



## Think back!

Colour the face that shows your learning of the unit.

I can...			
• Name parts of the body.			
• Follow a short dialogue.			
• Enjoy a story.			
• Sing songs and chants.			

## 1 Trace and match.

brother

sister

mum



dad

granny

grandad

2 Look and number.



My sister.



My granny.

My dad.

My grandad.

My mum.

My brother.

3 Cut, paste, and say. 

## 4 Look and write.

my is sister This

This is my sister.

my is brother This


\_\_\_\_\_

\_\_\_\_\_

\_\_\_\_\_.



5 Listen and complete. 




6 Count and write.



## 7 Look and write.

old you How are

?



7 I'm old years

## 8 Look and say.



How old are you?



I'm 7 years old.

How old are you?



I'm 9 years old.

## 9 Look and match.



This is my dad.



This is my granny.



This is my brother.



This is my mum.

## Think back!

Colour the face that shows your learning of the unit.

I can...			
• Name family members.			
• Say my age.			
• Enjoy a story.			
• Sing songs and chants.			

# Unit 4 Perfect pets

Student's book  
Pages 36-37

## 1 Trace and match.



frog



cat



rabbit



dog



hamster



goldfish




rat




parrot


**2** Look and colour.



rabbit



cat



parrot



dog

**3** Ask and answer. 

Is it a rabbit?

Is it a parrot?

Is it a cat?

Is it a dog?

Is it red?

Is it pink?

Is it blue?

Is it purple?



Yes, it is.


No, it isn't.



4 Play Simon Says. 



Jump!



Run!



Stand up!



Sit down!





Catch!



Go to sleep!

5 Listen again and number. 

1





## 6 Look and match.



goldfish

rat

parrot

hamster

rabbit

dog

cat

frog



## Think back!

Colour the face that shows your learning of the unit.

I can...	
• Say the name of pets.	
• Enjoy a story.	
• Follow instructions.	

## 1 Read and colour.



pizza = red and yellow



cheese = yellow



cake = pink



yoghurt = purple



bananas = yellow



apples = green



chicken = brown



oranges = orange



2 Listen and ✓ or ✗. 



Ruby



Lee



Lee



3 Ask and answer ✓ or ✗. 



Me



My friend

## 4 Trace and complete.



= I like...



I don't like...

Do you like yoghurt?



No, I don't like yoghurt.

Do you like oranges?



oranges.

Do you like apples?



apples.

**5** Look and match.



fish



sausages



bread



juice



spaghetti



6 Listen and say. 



Charlie and Chippy  
like chocolate.



Charlie and Chippy like  
chocolate and chicken.



Charlie and Chippy like  
chocolate and chicken  
and cheese.



## 7 Match.



bananas



bread



yoghurt

chocolate



chicken












oranges



## Think back!

Colour the face about your learning of the unit.

I can...	
• Name food.	  
• Express likes and dislikes.	  
• Sing songs and chants.	  

## 1 Trace and match.




plane




doll



ball



train



kite




car



computer game



teddy



bike



2 Look and role-play. 

Have you got a bike?

Yes, I have.



Jaime



Carmen




3 Listen and sing. 

Toys, toys, toys for girls and boys,  
Come and play!  
Come and play!  
Toys, toys, toys for girls and boys,  
Come and play with me!

## 4 Match and say.

I have a...

Have you  
got a...I don't  
have a...Have you  
got a...computer  
game

train



doll



car

5 Match and trace.



teddy



car



guitar



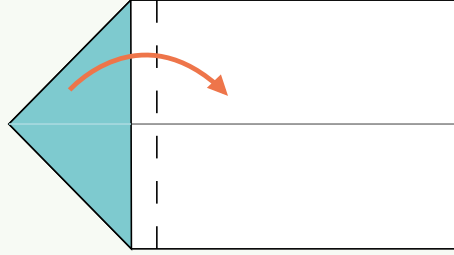
kite

**6** Make your own paper plane.

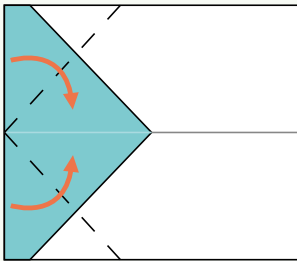
1



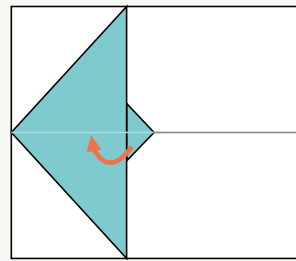
2



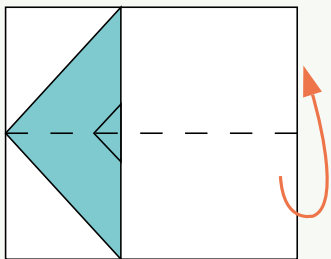
3



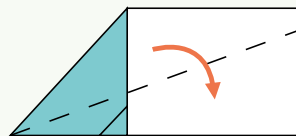
4



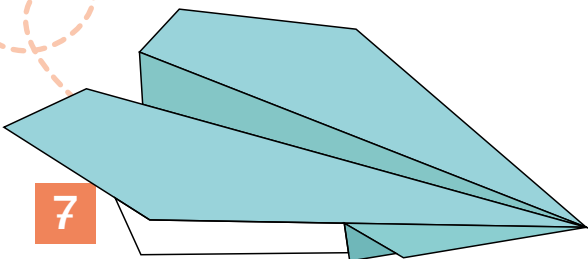
5



6





7



I have got a  
paper plane.

## 7 Trace and match.



train


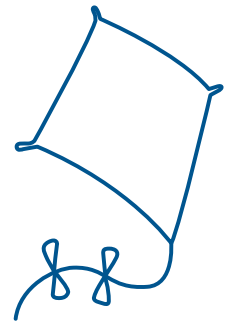

kite

plane

ball










bike

car



### Think back!

Colour the face about your learning of the unit.

I can...	
<ul style="list-style-type: none"> <li>Name toys.</li> </ul>	  
<ul style="list-style-type: none"> <li>Ask my friends about their toys.</li> </ul>	  
<ul style="list-style-type: none"> <li>Sing songs and chants.</li> </ul>	  


## 1 Read and complete.




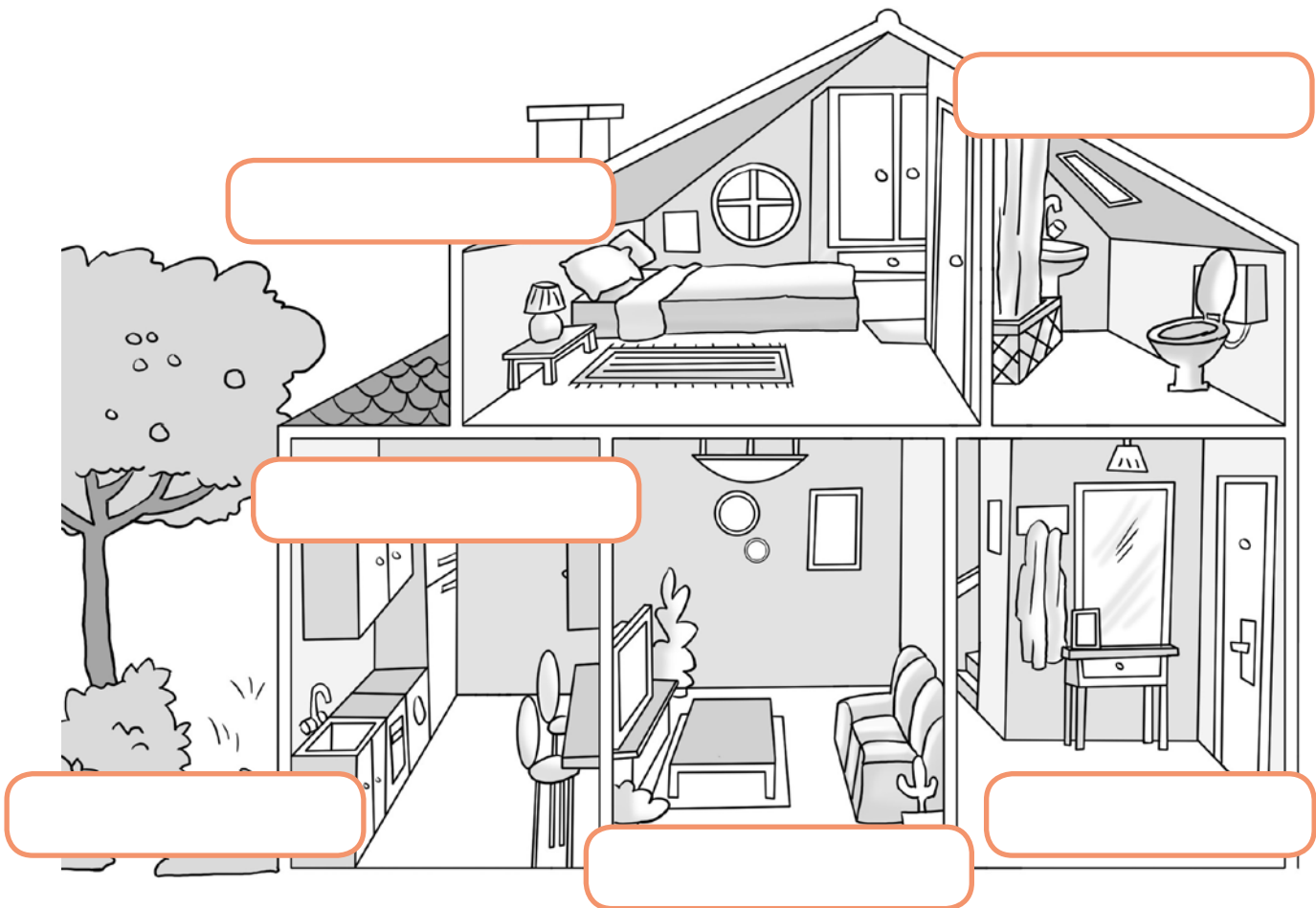
bathroom



hall



living room



kitchen



bedroom



garden

**2** Look and circle.



living room / hall



bathroom / garden



bedroom / hall



living room / bathroom


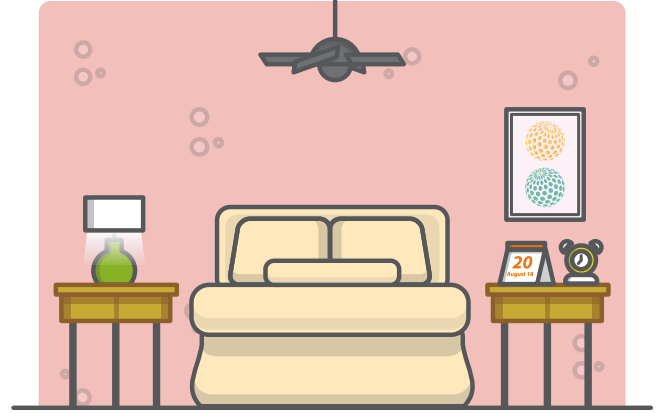
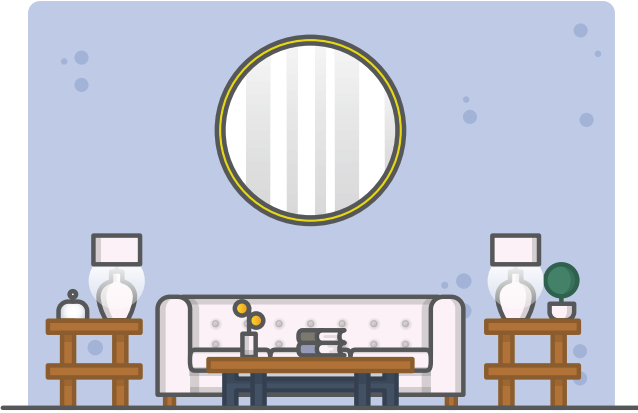


bedroom / hall



kitchen / bathroom

3 Draw  ,  ,  , and say. 




Where's the  ?

It's in the...





4 Look and circle.



- 1 The doll's **in** / **on** the bed.
- 2 The book's **in** / **on** the table.
- 3 The cat's **in** / **on** the bed.
- 4 The teddy's **in** / **on** the chair.
- 5 The dog's **in** / **on** the school bag.

**5 Write and say.**

Where's the doll?

It's on the bed.



Where's the teddy?

\_\_\_\_\_

\_\_\_\_\_

\_\_\_\_\_



Where's the pencil?





\_\_\_\_\_

\_\_\_\_\_

\_\_\_\_\_

## 6 Match and colour.



living room




bathroom

bedroom

kitchen

garden

hall



## Think back!

Colour the face that shows your learning of the unit.

I can...			
• Name the rooms of a house.			
• Find objects in a house.			
• Enjoy a story.			


# Unit 8 On holiday

## 1 Find and count.




boat


2



crab



lighthouse



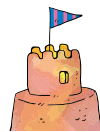
dolphin



seagull



shark




sand castle



shell


**2** Look and write.



boat



shell



dolphin



seagull

**3** Look and circle.



seagull / crab



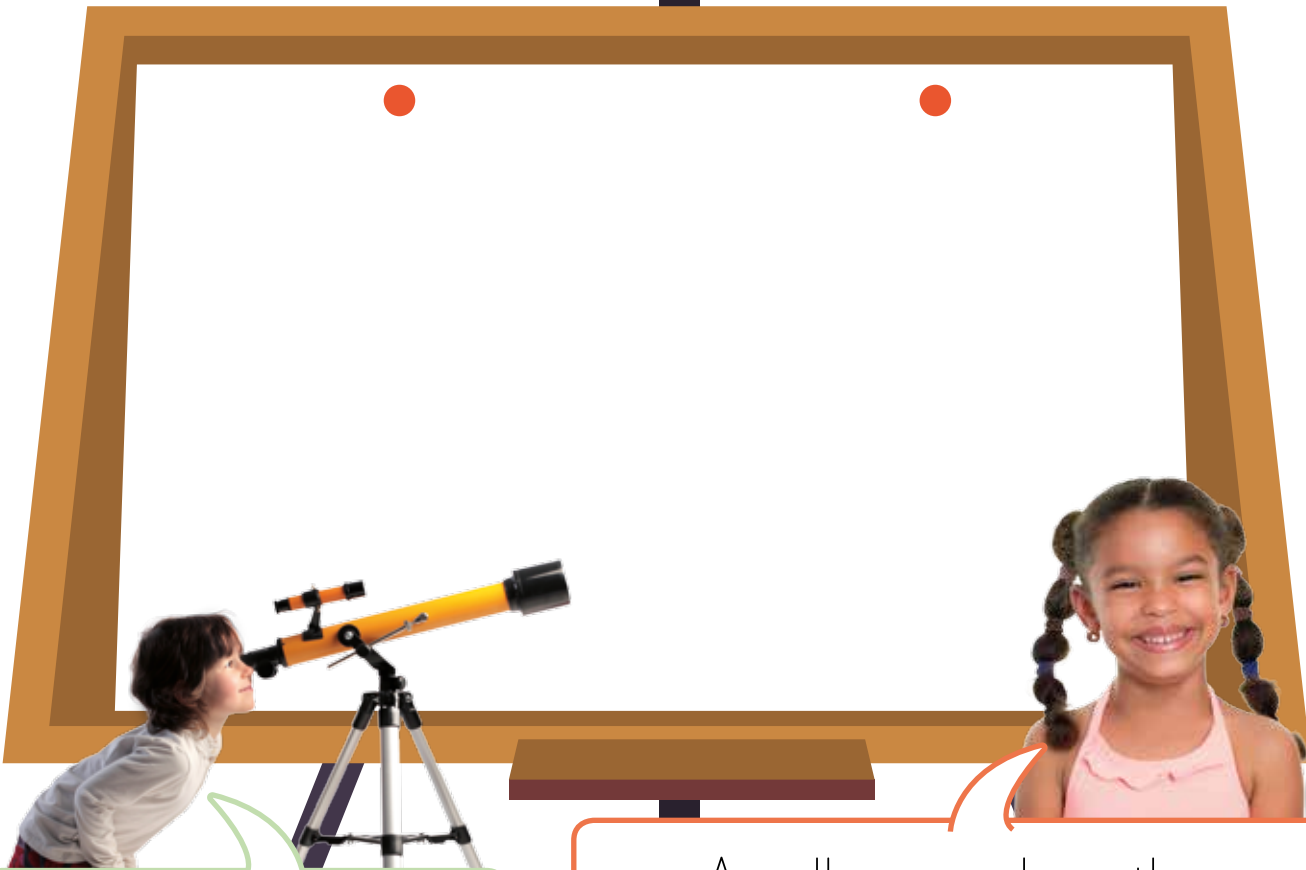
shark / shell



boat / lighthouse

4 Sing. 

At the seaside.  
At the seaside.  
What can you see?  
Boys and girls and boats.  
Boys and girls and boats.  
That's what I can see.

5 Say and draw. 

What can you see?

A yellow sand castle.  
A red crab and a blue shark.

**6** Trace and number.


I'm sad.

I'm bored.

I'm hungry.


I'm scared.

I'm happy.



7 Listen again, cut, and paste. 

1



2



3



4





# Review

## 8 Match and role-play.



I'm happy.

I'm sad.










I'm scared.

I'm bored.



### Think back!

Colour the face that shows your learning of the unit.

I can...			
• Say the seaside words.			
• Name seaside activities.			
• Say <i>I'm happy</i> / <i>I'm sad</i> .			

1 Match and colour.



My egg's green.



My egg's red.




My egg's yellow.



My egg's orange.



## 2 Trace and number.



ghost

vampire

skeleton

witch

cat

monster

3 Create your Christmas card.



1 Paint.



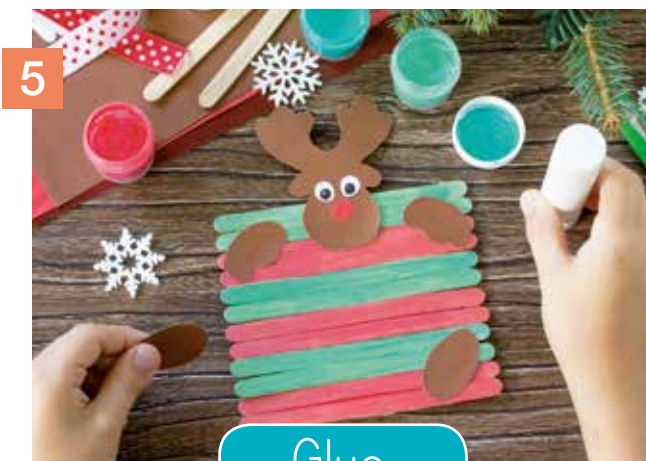
2 Glue.



3 Trace and cut.



4 Draw.



5 Glue.



6 Write.

## 4 Look and complete.

### LANGUAGE PASSPORT

Name:

---

---

Age:

---

---

Favourite toy:

---

---

Favourite pet:

---

---


Favourite food:

---

---

ABC 123456-7

This is me!



I can talk in English about...


my classroom.

my body.

my family.

my house.

my holidays.



2<sup>nd</sup> grade!  
Here we go!







Unit 3 – Page 22 Activity book

granny




brother



dad



Unit 8 – Page 54 Activity book










Extra material Unit 1 – Stop and think!



Extra material Unit 5 – Student's book, page 51

